

ALL-ROUND PRO, FULFILL YOUR DESIRED WARMTH

Midea Water-Cooling Gas Water Heater
JSG22-11VLS & JSG26-13VLS

midea.com



TRIPLE BOOST FOR FASTER WARMTH

To fully utilize energy, the Temp Sense CPU precisely deploys air and gas to the optimum proportion, while the fan auto-adjust to the best wind speed during burning. With superb heat conductivity, oxygen-free copper heat exchanger gives a final boost to the faster warmth.




Save Gas
High Combustion Efficiency



Save Time



Save Water



Adaptable DC Fan
Matches best wind speed


Oxygen-Free Copper Heat Exchanger
Conducts heat quickly

Temp Master CPU
Optimizes the proportion of gas and air

Temp
Master CPU

THE KEY TO ALL-ALONG STABLE WARMTH

By real-time monitoring inlet flow, the Temp Sense CPU can auto-adjust the amount of gas and firepower to solve the problem of annoying temperature fluctuation, so that you can enjoy the all-along comfortable bath.





SERVE YOU COMFY WATER BEFORE YOU FEEL THE SEASONS CHANGE

No need to reset the temperature by yourself when the season changes. Choose Smart Mode, Temp Master CPU will figure out the best temperature by analyzing the environment and your previous set temperature. Your preference and season changes are always taken into account.



MULTI WATER MODES, THE GOOD ASSISTANT KNOWS YOUR LIFE

Not only provide a one-stop solution to household warm water for a bathroom and a kitchen, but also more preset modes for specific use in different rooms.



Kitchen Mode

One touch to the constant 38°C Kitchen Mode, clean vegetables, fruits and dishes well without chilling to the bone.



Maximum Temperature Mode

One click to 65°C Maximum Temperature Mode, simply disinfect tableware and do the housework with high-temp water.



PATENTED COMBUSTION TECH, YOUR RELIABLE CHOICE

Patented water-cooling combustion technology effectively decreases NOx emission, boasting the top CE Certification of Class 6. With no doubt, our gas water heater is eco-friendly as your reliable choice.



Patented Combustion Technology*



Certificated NOx Emission of the Top Class

*Midea patented burner: European 3584499B



“A” CLASS ErP RATING: ENERGY-SAVING, ECO-FRIENDLY & ECONOMICAL

Certificated with “A” class ErP energy rating, our water heater promises you shower in a more energy-saving way with lower utility bills. Go greener with low NOx emissions, without compromising the comfort you deserve.



“A” Class ErP



Energy-saving



Eco-friendly



Economical



ANYWHERE CONTROL

SIMPLE AND REMOTE ACCESS TO YOUR WATER HEATER

Convenient to turn off the water heater anytime and anywhere to eliminate your concerns about safety.



Easy Control

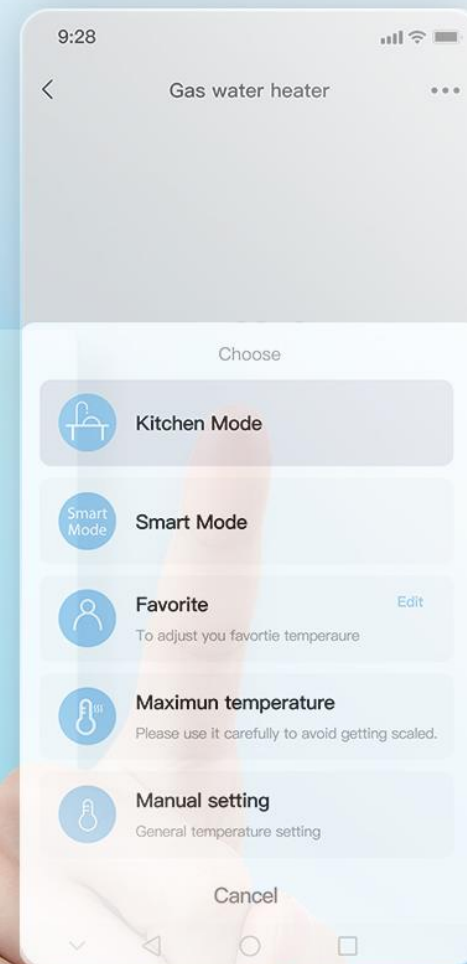


Remote Shutdown
for Safety



PERSONAL ASSISTANT

Facilitate You to Quick Choose a Suitable Heating Mode.



ALL-COPPER WATER PATH, PRIME ANTI-BACTERIAL SHIELD

Thanks to all copper-made antibacterial water path, our water heater inhibits 99.99% bacteria from municipal water and residual water in paper. From copper water inlet, through inlet filter and oxygen-free copper heat exchanger, the water outflow from copper water outlet ensures you a healthy shower.



All-Copper Anti-Bacterial Water Path



SGS Certificated




99.99% Anti-Bacteria



START-TO-END ShowerSafe SYSTEM

Before Shower



Pre Self-Check in 3 Seconds

Start a safe shower journey right away

During Shower



Multi-Protection

Against high water pressure, flameout, flue-blockage, overheat. Prevent you from scald with hot water above 50°C.



Constant Ventilation of the Bathroom

The tactical coaxial flue combines air supply and smoke exhaust to ensure ventilation

After Shower



Delayed Auto-Exhaust for 15 Seconds

Discharge the residual gas in the machine

INSTALL Flex

LESS WORRIES & BILLS, MORE FLEXIBILITIES

Our water heater, equipped with an adaptable DC inverter fan, can flexibly fit flues in different sizes, which can save you from the hassle of looking for a suitable flue and extra installation bills, no matter whether buying a water heater for a new house or replacing the old one.



Fit $\varnothing 60-100$
Dual-coaxial Flue



Fit $\varnothing 80$ Single Flue

HANDY MAINTENANCE WITH CLEAR GUIDE

To troubleshoot the error codes on the screen, you can find corresponding solutions on the user manual. In case of on-site repair, optimized structure simplifies the maintenance process and broadens horizons and space. As for the inside, every single accessory can be disassembled separately.



Clear Error Code Display



Unscrew 4 Screws to Remove the Shell



Repair Available from 3 Sides



Disassemble Inside Accessories Separately



WARMTH AT ALL SEASONS: AS A PARTNER TO SOLAR ENERGY

As an optional backup for solar water heater, our gas water heater ensures you warmth even in cloudy and rainy days.



SPECIFICATION

MODEL	JSG22-11VLS	JSG26-13VLS
Rated Water Output Capacity	11	13
Nominal Power / Rated Heat Input (kW)	22	26
Suitable Water pressure (MPa)	0.02-1.0	0.02-1.0
Gas inlet	G1/2	G1/2
Cold inlet water	G1/2	G1/2
Hot outlet water	G1/2	G1/2
Flue pipe / Chimney diameter	Φ60 / Φ100	Φ60 / Φ100
Declare load profile	M	XL
Rated Voltage / Freq	220V - 50Hz	220V - 50Hz
Efficiency	88%	88%
ERP	A	A
Product dimensions (mm)	660x370x213	660x370x213
Packaging dimensions (mm)	840*435*280	840*435*280

